

Cross Border Trade and Trade Facilitation

Mekong Institute Regional Seminar
ASEAN Economic Community (AEC): Sharing Perspective, Knowledge
and Experience
19 September 2016, Khon Kaen, Thailand.

Kanya S. Sasradipoera
Senior Trade Specialist
Southeast Asia Department

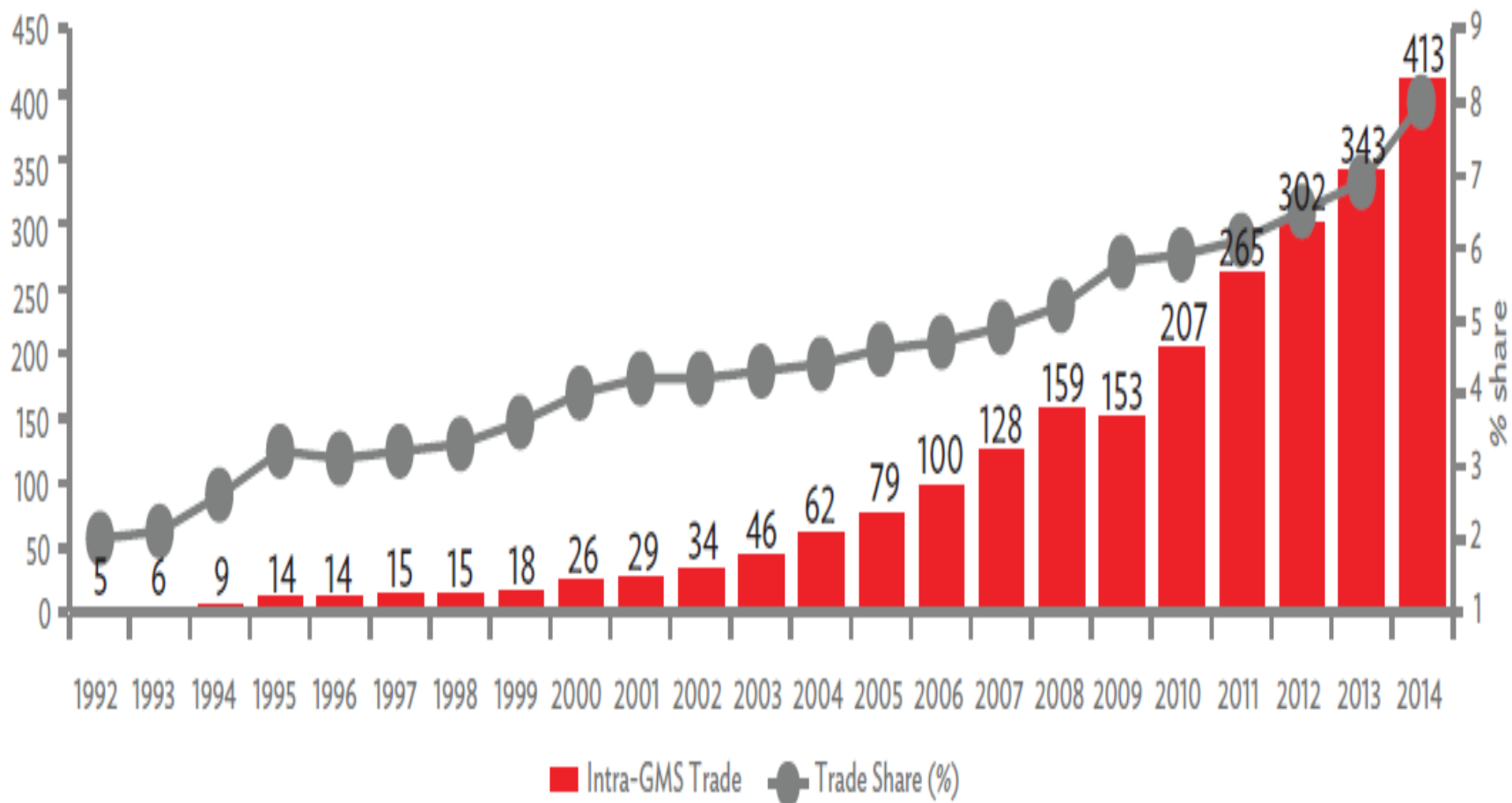


OUTLINE OF PRESENTATION

- **GMS Trade: Trends and Trade Pattern**
- **Trade and Trade Facilitation along the Southern Economic Corridors**
- **GMS Contribution to AEC in Trade and Trade Facilitation.**
- **Conclusion**

GMS Trade: Trends and Patterns

Figure 1.6: Intra-GMS Trade (\$ billion and % share)



GMS=Greater Mekong Subregion.

Source: GMS Secretariat

Figure 3.1A: GMS—Top Five Exports, Average Share (%), 1995–2004

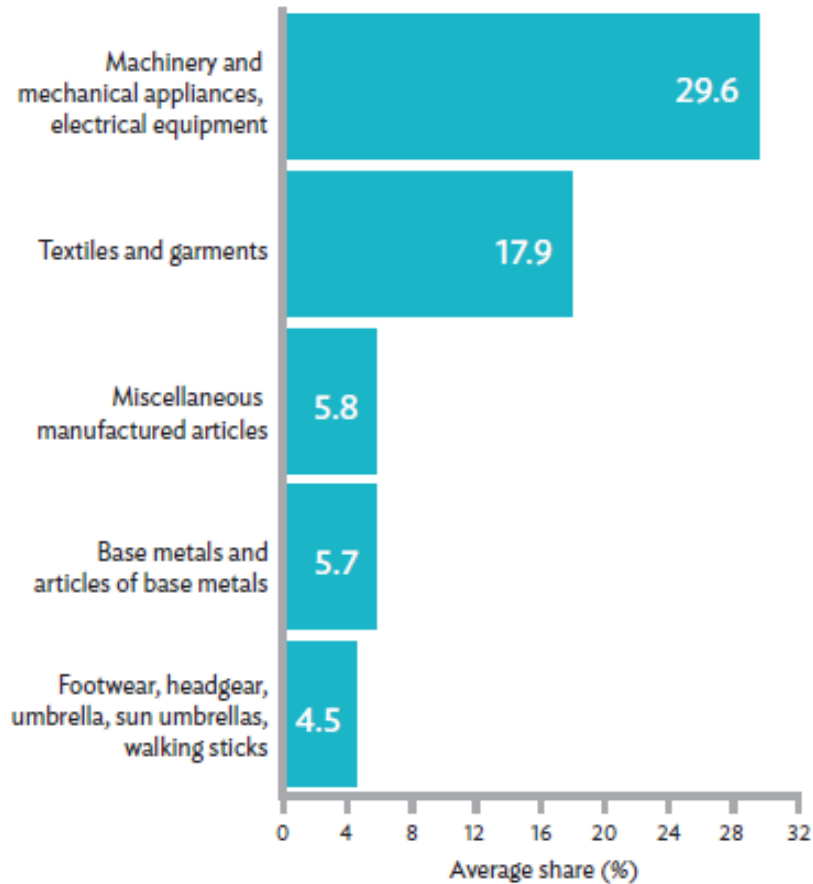
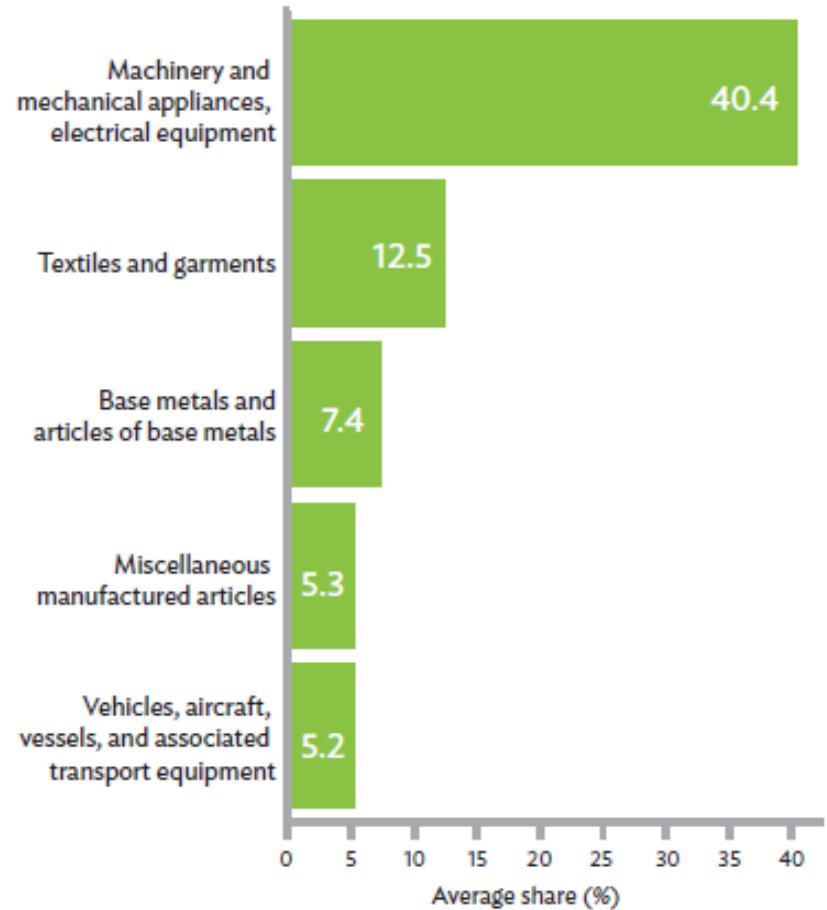


Figure 3.1B: GMS—Top Five Exports, Average Share (%), 2005–2014



Source: GMS Secretariat

Figure 3.1C: GMS—Top Five Imports, Average Share (%), 1995–2004

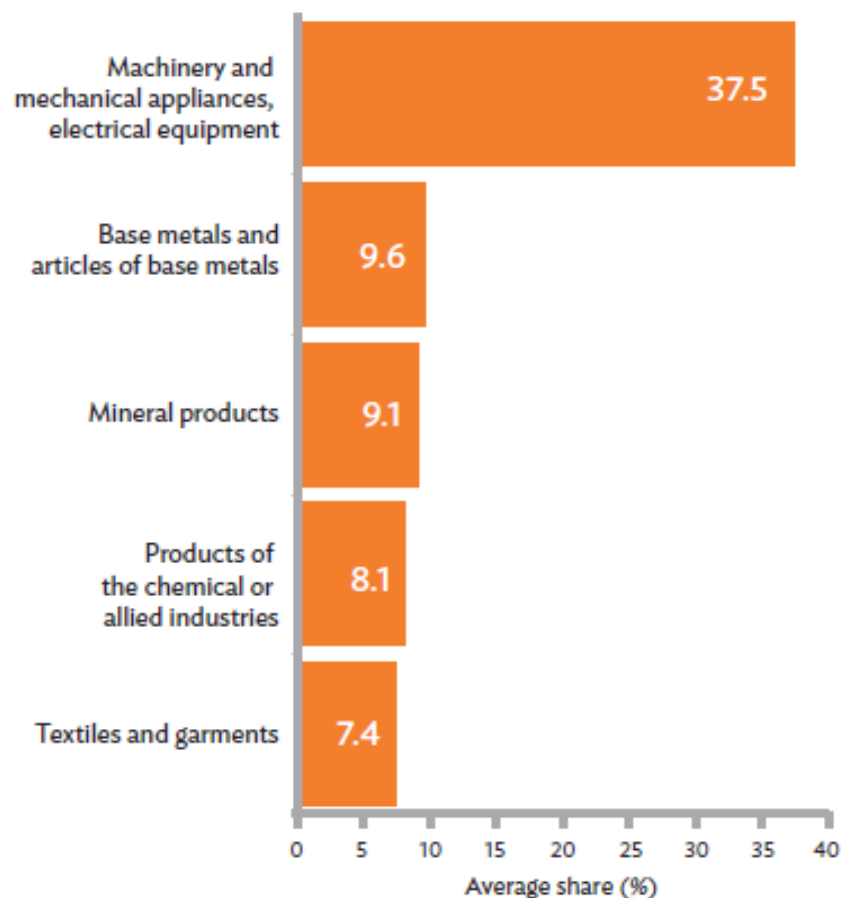
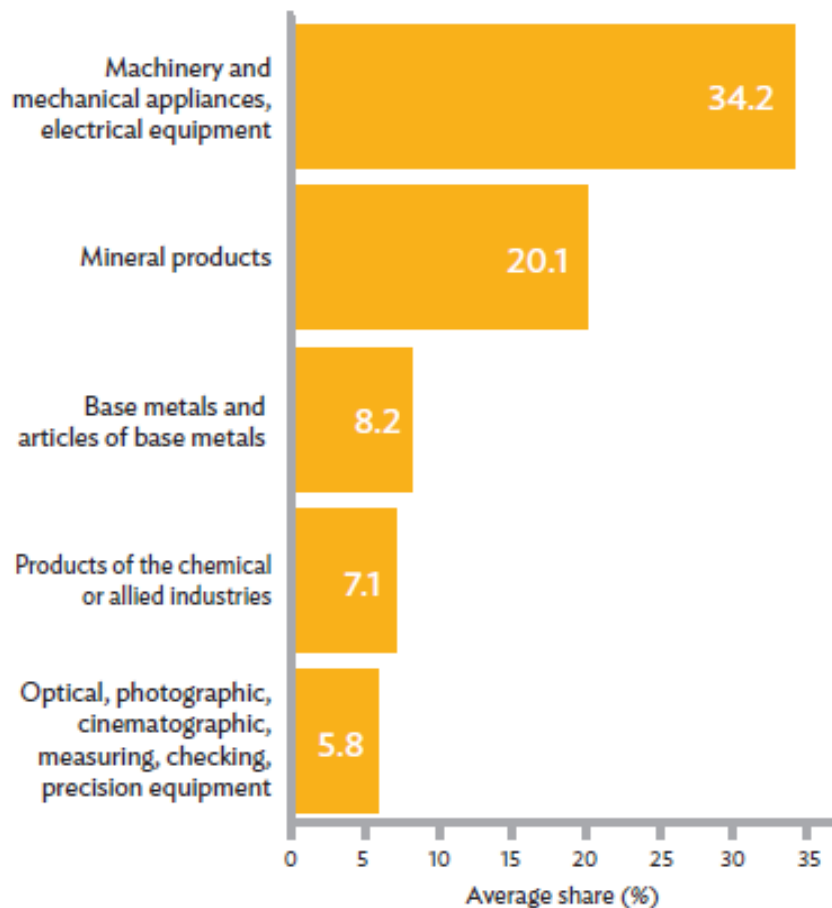


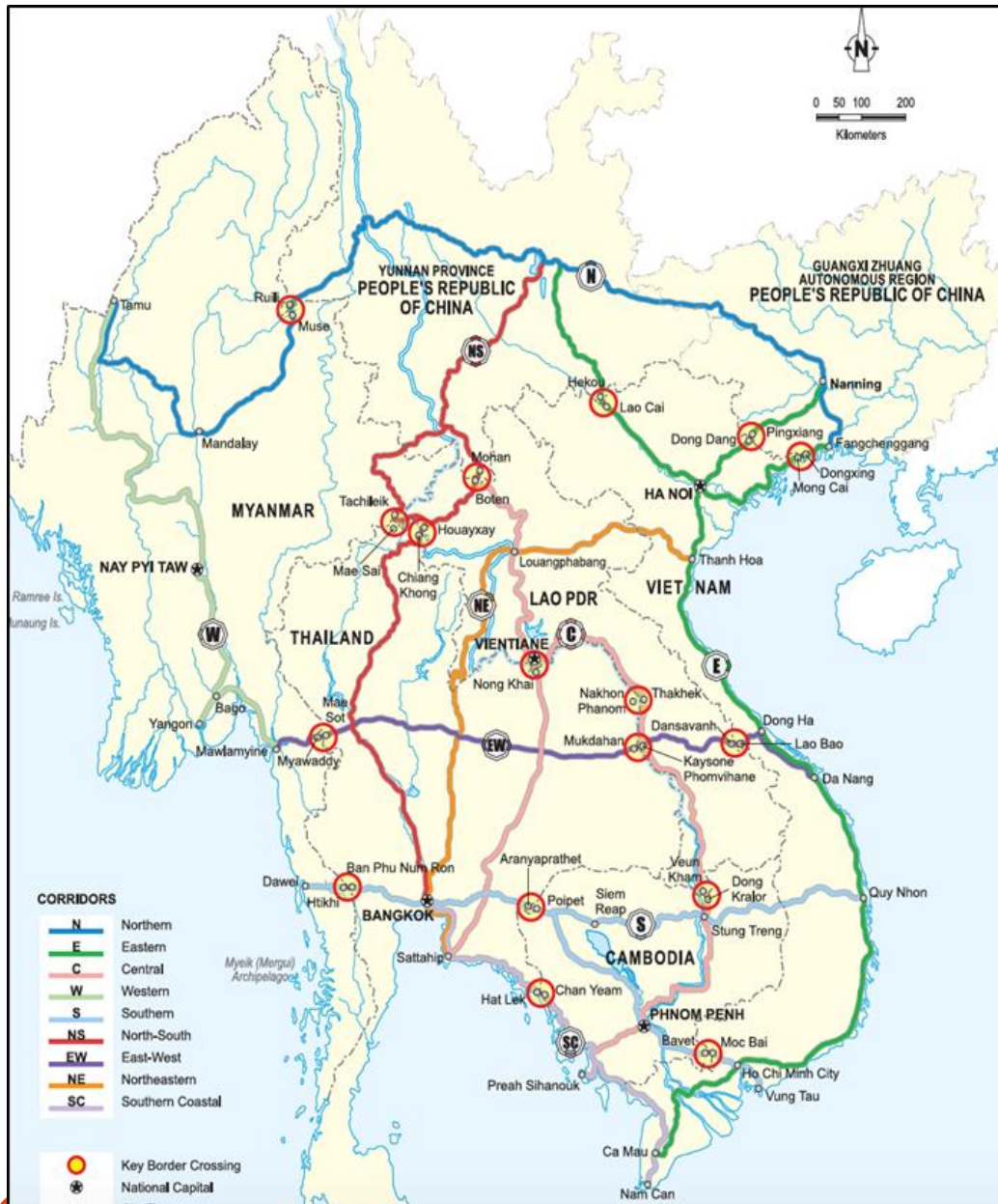
Figure 3.1D: GMS—Top Five Imports, Average Share (%), 2005–2014



GMS=Greater Mekong Subregion.

Source: ADB estimates using data from UNCOMTRADE.

Trade and Trade Facilitation in SEC



Southern Economic Corridor:

Bangkok-Kabin Buri-Sra
 Kaeo-Aranyaprathet OR
 Bangkok-Laem Chabang-
 Phanom Sarakham-Kabin
 Buri-Sra Kaeo-
Aranyaprathet > (T)-
Poipet-Sisophon-Pursat-
 Phnom Penh-Neak
 Loueng-**Bavet** (KH)-**Moc**
Bai-Ho Chi Minh City-Vung
 Tau (VN)

Mocbai- Bavet : Transport Trend

Description	2010	2011	2012	2013	2014
Goods vehicles entering Vietnam	27,569	28,316	38,087	39,512	42,560
Goods vehicles exiting Vietnam	26,876	29,624	38,801	38,087	42,746
Total goods vehicle	54,445	57,940	76,888	77,599	85,306
Passenger vehicles entering Vietnam	16,582	18,038	19,660	19,204	28,635
Passenger vehicles exiting Vietnam	16,517	17,989	19,504	19,124	28,515
Total passanger vehicles	33,099	36,027	39,164	38,328	57,150
Private vehicles entering Vietnam	50	75	96	120	156
Private vehicles exiting Vietnam	50	75	96	120	156
Total private vehicle	100	150	192	240	312

Mocbai- Bavet: Trade Trend

Value of goods transacted in USD	2010	2011	2012	2013	2014
Imports to Vietnam in USD	141,852,028.56	148,270,899.77	163,708,271.33	154,766,911.13	165,519,141.60
Exports from Vietnam in USD	119,944,933.89	178,390,984.16	216,578,464.84	293,013,052.89	400,561,357.47
Total transaction	261,796,962.45	326,661,883.93	380,286,736.17	447,779,964.02	566,080,499.07

Total trade VN-CAM (in million US\$)	3292.2
Total trade mocbai Bavet (in million	566.1
Share of mocbai-bavet	17.19%

Source: Viet Nam Country submission to CBTA NTFC and ARIC database

Poipet- Arranyapraphet :Transport Trend

Item	2013	2014
Number of goods vehicles entering Cambodia	43,465	61,918
Number of goods vehicles exiting Cambodia	339	432
Total	43,804	62,350
Number of passenger vehicles entering Cambodia	360	480
Number of passenger vehicles exiting Cambodia	240	360
Total	600	840
Number of private vehicles entering Cambodia	N/A	N/A
Number of private vehicles exiting Cambodia	N/A	N/A
Total	N/A	N/A

Source: Cambodia Country submission to CBTA NTFC

Poipet- Arranyaprathet : Trade Trend

Value of goods in KHR	2013	2014
Imports to Cambodia [unit: KHR]	KHR 2,235,048,700,115.00	KHR 2,857,732,678,764.00
Exports from Cambodia [unit: KHR]	KHR 120,397,392,071.00	KHR 152,815,516,468.00
Total Trade	KHR 2,355,446,092,186.00	KHR 3,010,548,195,232.00
approximate conversion of total trade to USD	588,861,523.05	752,637,048.81

Total trade CAM-THAI (in million US\$)	5461.4
Total trade Poipet - Arranyaprathet (in million US\$)	752.64
Share of Poipet - Arranyaprathet (in million US\$)	13.78%

Source: Cambodia Country submission to CBTA NTFC and ARIC Database

Transport and Trade Facilitation in SEC

- SEC countries are all part of ASEAN's Trade and Transport arrangements.
- Mocbai- Bavet included in Initial Implementation of GMS CBTA
- Overall reform on trade related issues on-going, such as Customs reform and modernization, SPS, Trade policy, etc.

Concrete Implementation??

- Arranyaprathet – Poipet:
 - Expansion of Traffic Rights (40 to 150)
- Mocbai – Bavet:
 - Bilateral transport Agreement VN-CAM
- Roll-out of TF enhancement to the border clearance

GMS Contribution to AEC Through TRANSPORT AND TRADE FACILITATION (TTF)

Contribution to AEC

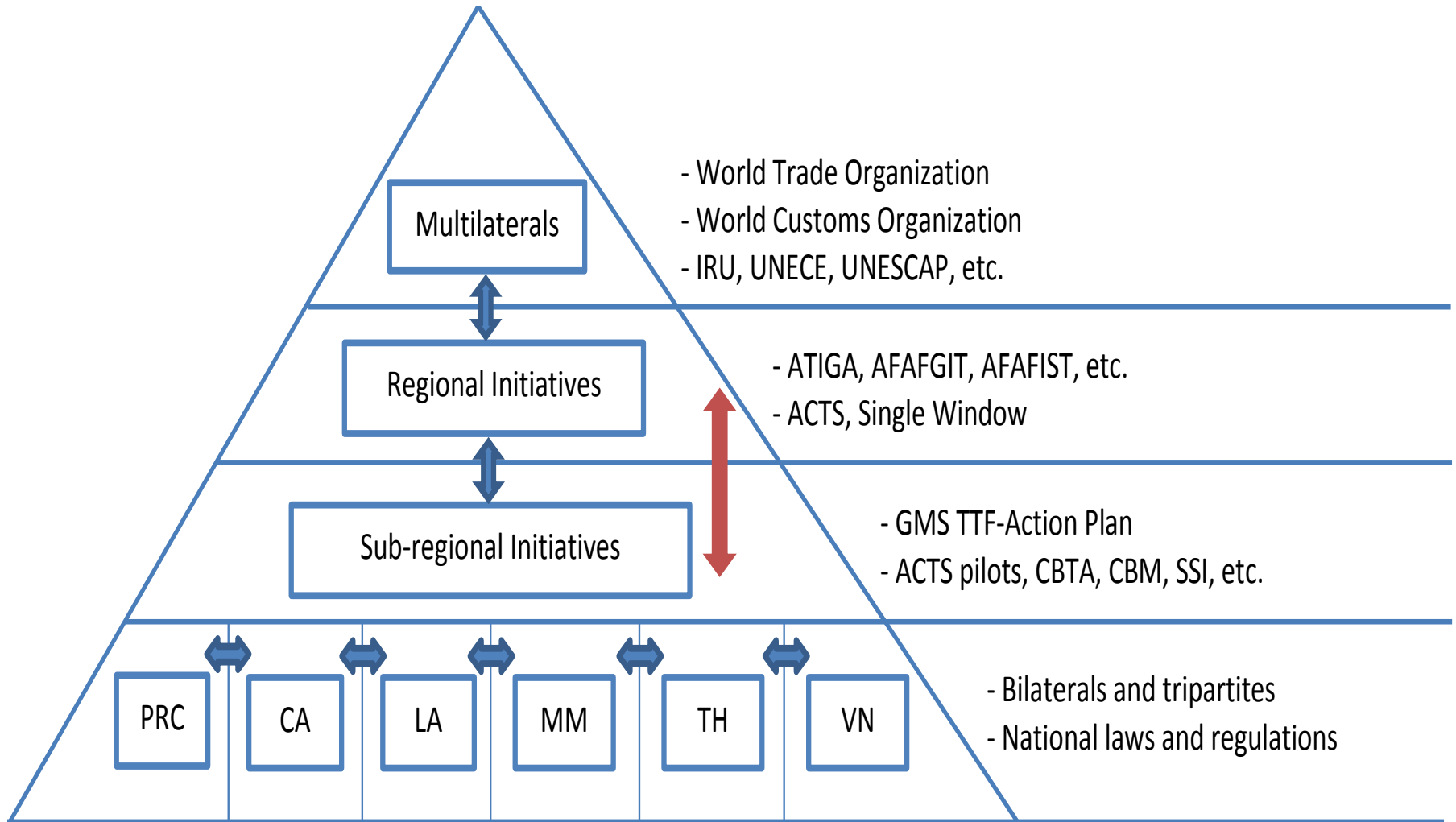
Subregional groupings such as contribute to AEC as **delivery vehicles for hardware, test-beds for software**, and **promotion of inclusive growth**:

- Facilitate awareness and implementation of ASEAN agreements
- Customize ASEAN initiatives to the needs of the subregional groupings (ASEAN plus)
- Align subregional TTF initiatives with ASEAN TTF initiatives
- Contribute to consolidating TTF monitoring at the ASEAN level
- Maintain ongoing dialogues across subregions and with ASEAN on substantive TTF issues

Country	2014		
	Exports	Imports	Total trade
	(US\$ million)		
Brunei	10,584.1	3,596.6	14,180.7
Cambodia	10,681.4	18,973.2	29,654.6
Indonesia	176,292.7	178,178.8	354,471.5
Lao PDR	2,639.9	2,748.9	5,388.8
Malaysia	233,927.3	208,850.5	442,777.8
Myanmar	11,030.6	16,226.1	27,256.7
Philippines	61,809.9	67,756.9	129,566.9
Singapore	409,768.7	366,247.3	776,016.0
Thailand	227,573.6	227,952.3	455,525.9
Viet Nam	148,091.5	145,685.6	293,777.1
ASEAN	1,292,399.8	1,236,216.2	2,528,615.9
GMS 5 Trade			811603.0551
Share of total ASEAN trade			32.10%

Trade partner country/region ^{1/}	Value (US\$million)		
	Exports	Imports	Total trade
ASEAN	305,565.20	238,052.28	543,617.5
China (People's Republic of)	133,912.27	211,503.58	345,415.8
Japan	113,942.35	124,348.84	238,291.2
United states	129,161.45	83,168.90	212,330.3


TTF Pyramid in GMS



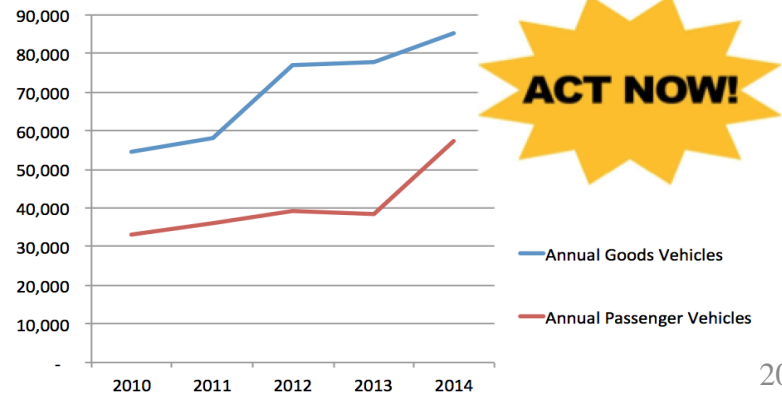
Transport and Trade Facilitation in GMS

- GMS Cross Border Transport Agreement (CBTA):
 - ✓ Landmark TTF agreement signed in late 1990s
 - ✓ Contributed to expansion of traffic rights and routes through bilateral/trilateral transport agreements
 - ✓ Provided support to CLMVT in negotiating transport facilitation agreements
- GMS TTF Action Plan is increasingly aligning with ASEAN TTF initiatives
 - ✓ Review of the CBTA to reduce “noodle bowl” of bilateral agreements
 - ✓ Support to accelerate CLMV integration into ASEAN Customs Transit System (ACTS)
 - ✓ Capacity building to strengthen Trade Facilitation related agencies
 - ✓ Enhance coordination among development partners committed to TTF in the GMS, while supporting CLMV to reap full benefits from AEC.

CONCLUSION



Steadily Increasing Traffic at Moc Bai – Bavet Border Crossing...



Thank You